



WOMEN'S ORDINATION SURVEY RESULTS

By Advocates for
Women's
Ordination

Presented
November 30, 2013

History of the Advocates for Women's Ordination

- ▣ AWO began at the Appreciative Inquiry Summit in August of 2012, when participants were asked to form groups around common goals
- ▣ Tirah Keal and Jessica Baker volunteered to lead the group
- ▣ Over time, the group has grown to include 7 core members and around 60 Facebook followers

Survey Methodology

- ▣ The text of the AWO survey was written and refined over the course of a year, beginning in August 2012
- ▣ The survey was programmed into SurveyMonkey.com and open for one month during September of 2013
- ▣ A variety of sampling methods were attempted in order to reach the widest possible array of members and friends, in order to secure a better representative sample

Willingness To Take Survey and If Not, Why Not

	Number of Respondents	Percentage of Respondents
No, I am unwilling	22	2.2%
Yes, I am willing	967	97.7%
No answer	1	0.1%
Total	990	100.0%

53.3% of the total willing sample (528 respondents) entered Bryn Athyn area zip codes.

- Why Not Open-Ends
 - Feel survey is biased (4 respondents)
 - No interest/no opinion on this issue (4 respondents)
 - Don't know enough about this issue to answer (3 respondents)
 - Don't feel this topic should be surveyed (2 respondents)
 - Don't feel anonymity will be adequately protected (2 respondents)

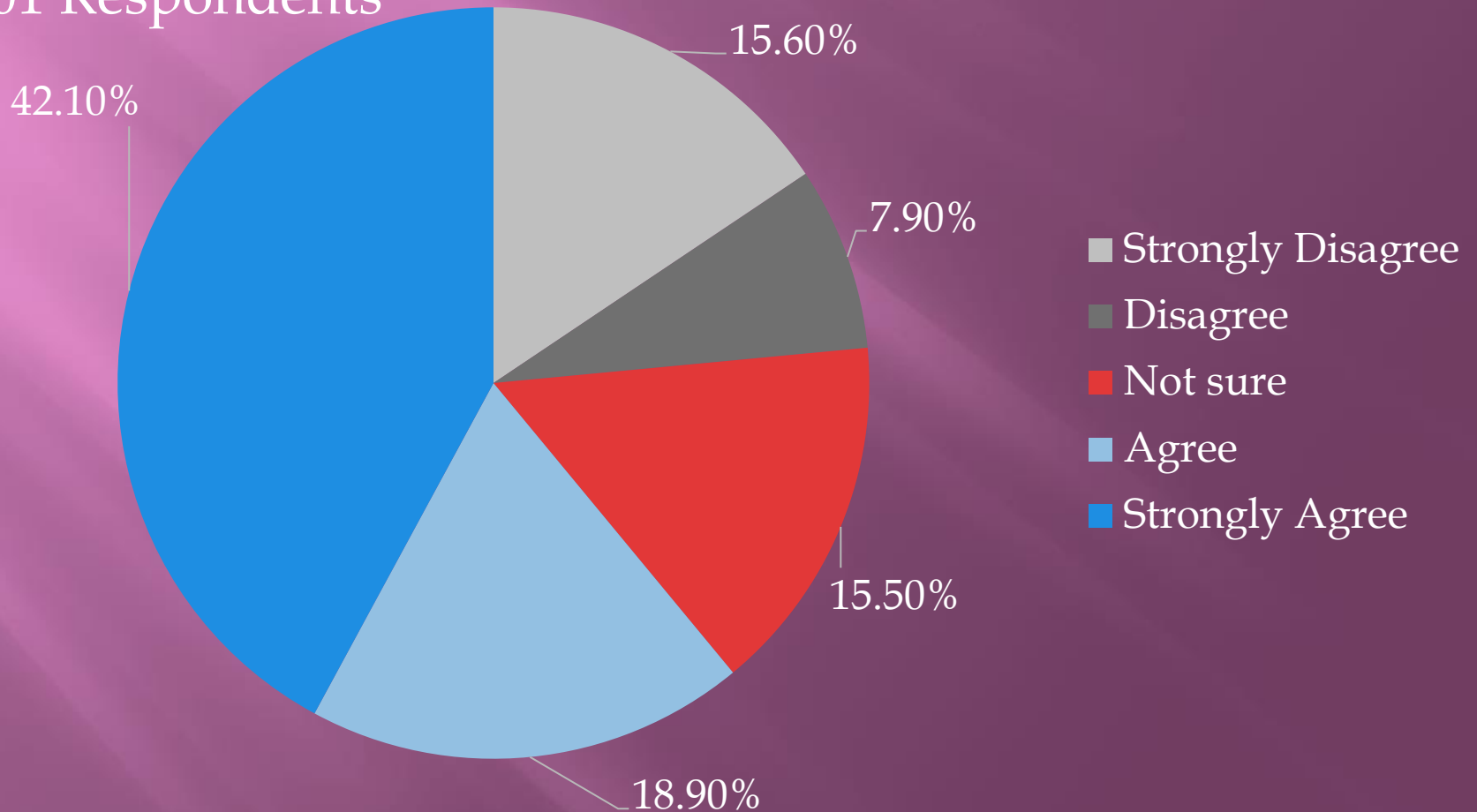
I Am In Favor of the Ordination of Women in the General Church...

	Strongly Disagree	Disagree	Not Sure	Agree	Strongly Agree	Total
Total Sample	141 (15.6%)	71 (7.9%)	140 (15.5%)	170 (18.9%)	379 (42.1%)	901 (100%)
BA Area Excluding Non-Members	81 (15.7%)	43 (8.2%)	77 (14.9%)	107 (20.7%)	209 (40.4%)	517 (100%)

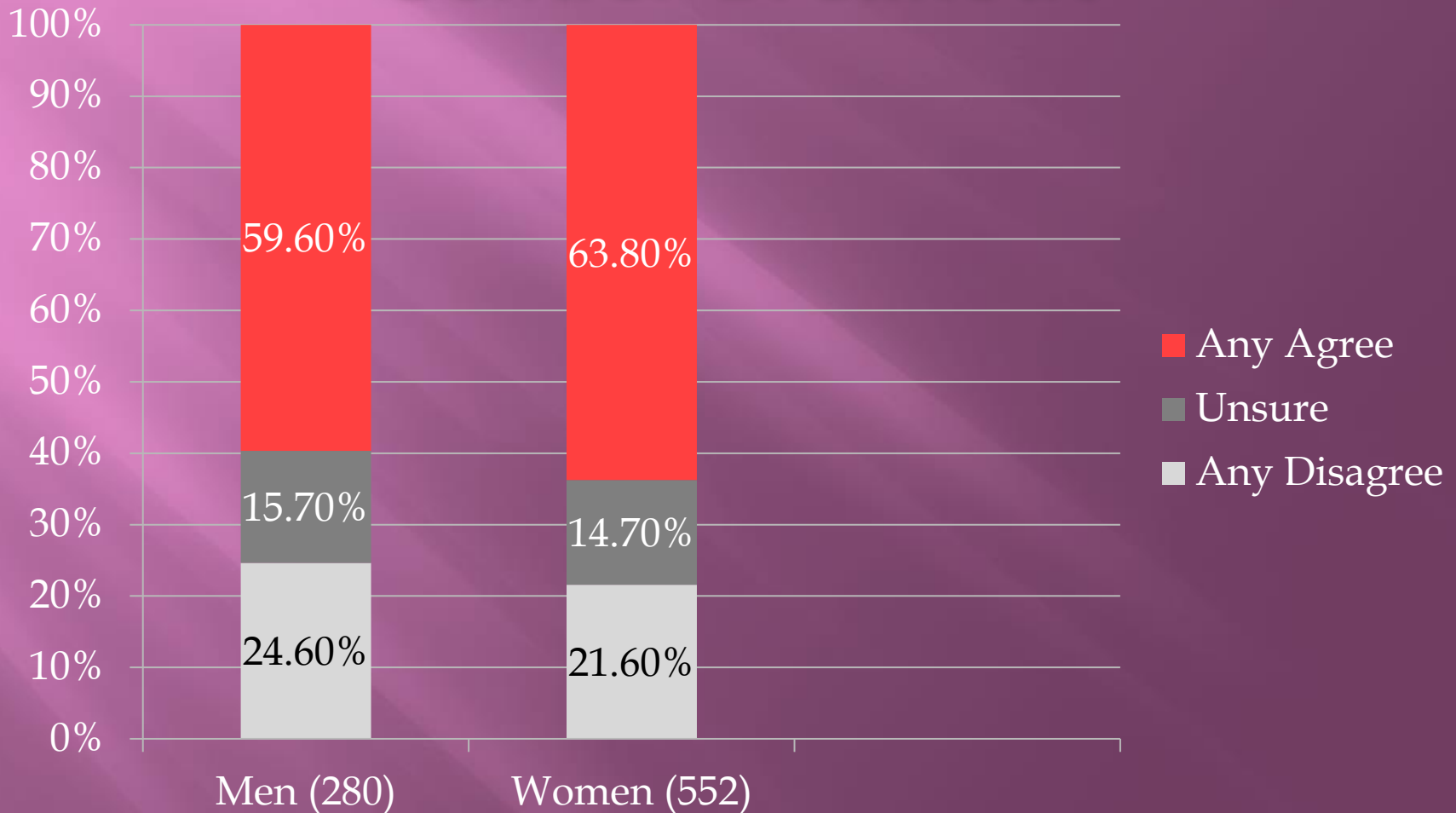
	Any Disagree	Not Sure	Any Agree	Total
Total Sample	212 (23.5%)	140 (15.5%)	549 (60.9%)	901 (100%)
BA Area Excluding Non-Members	124 (24.0%)	77 (14.9%)	316 (61.1%)	517 (100%)

I Am In Favor of the Ordination of Women in the General Church...

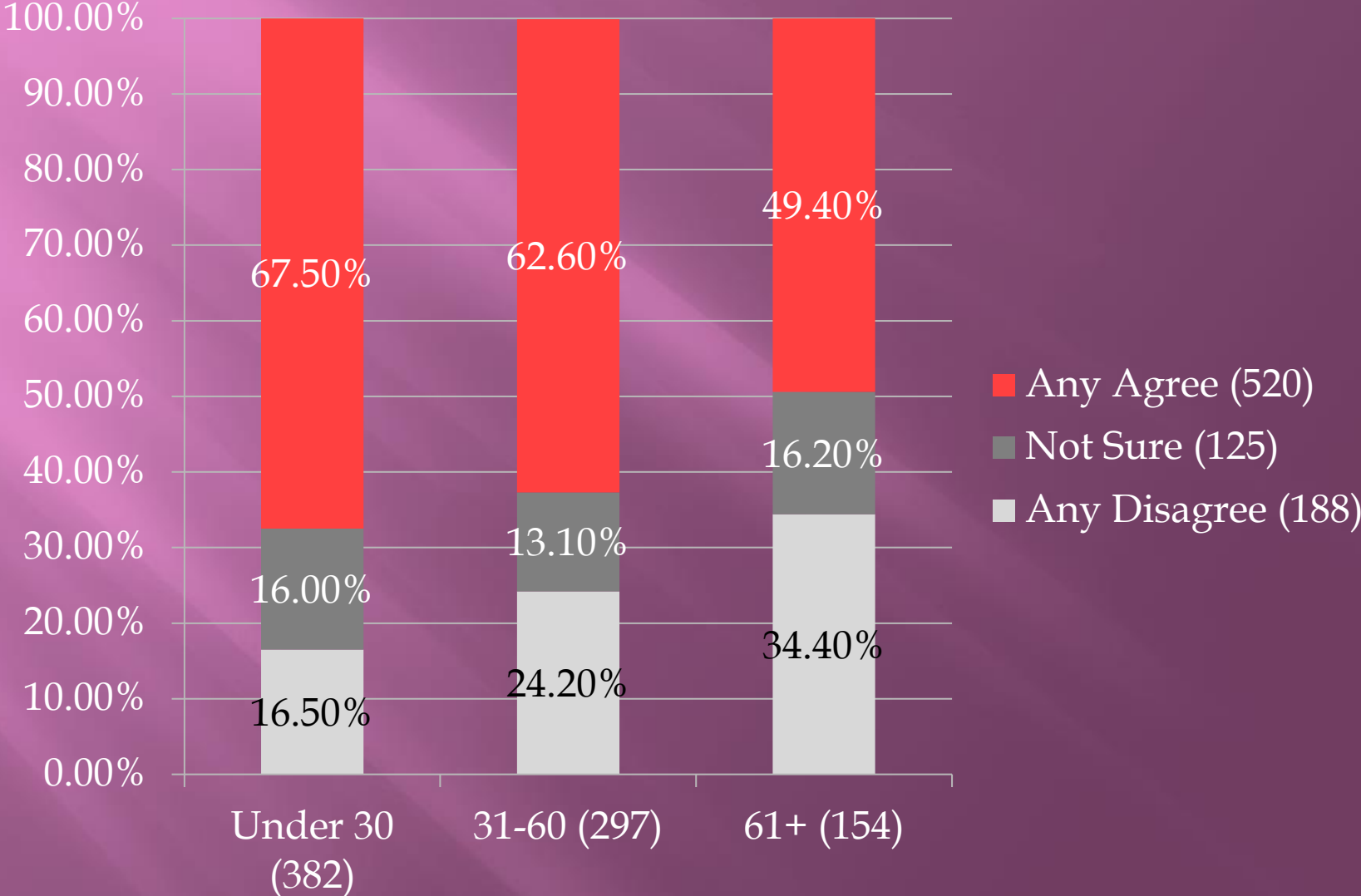
901 Respondents



In Favor of the Ordination of Women in the General Church- Gender Breakout



In Favor and Age

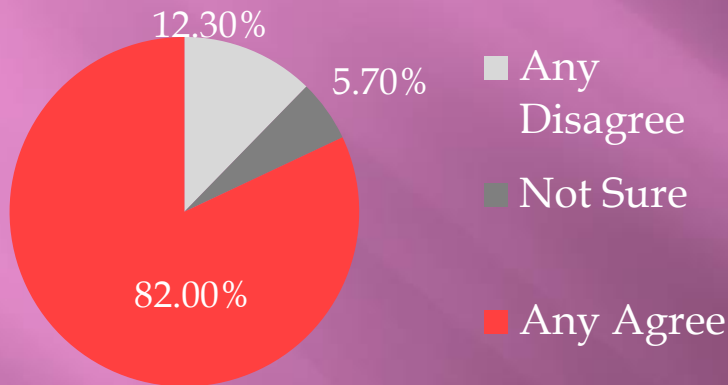


I Think That Women Are Capable of Feeling an Authentic Internal Call to Ministry

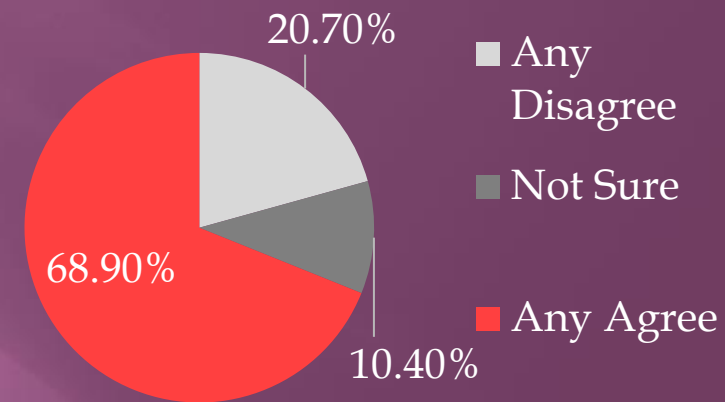
Any Disagree	Not Sure	Any Agree	Total
69 (7.7%)	80 (8.1%)	748 (83.4%)	897 (100%)

I Think That Women Clergy Are Capable of Effectively Serving as Religion Teachers, Preachers, Pastors

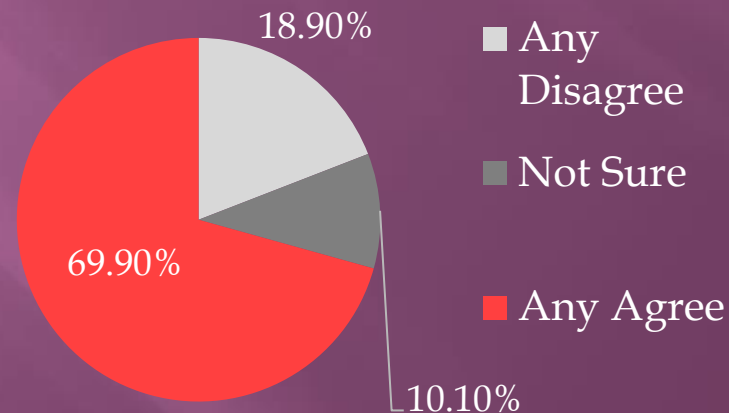
Religion Teachers (883)



Preachers (887)



Pastors (893)

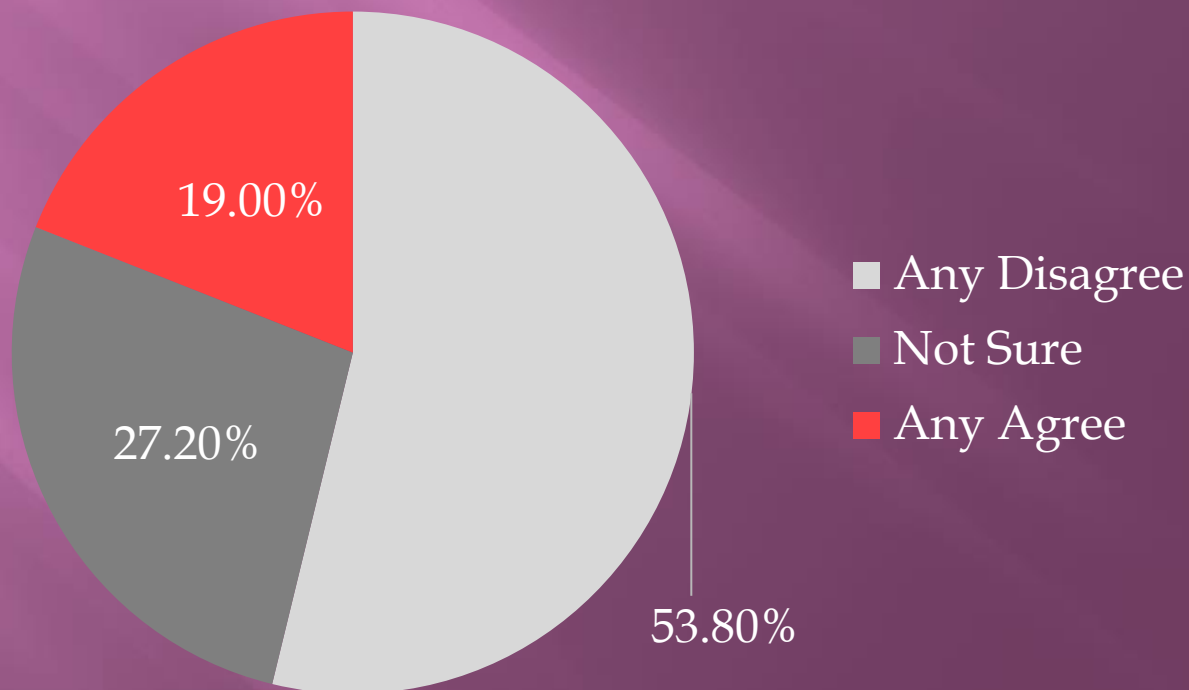


I Think That I Will Be More Active In This Church/Donate More If Women Are Ordained

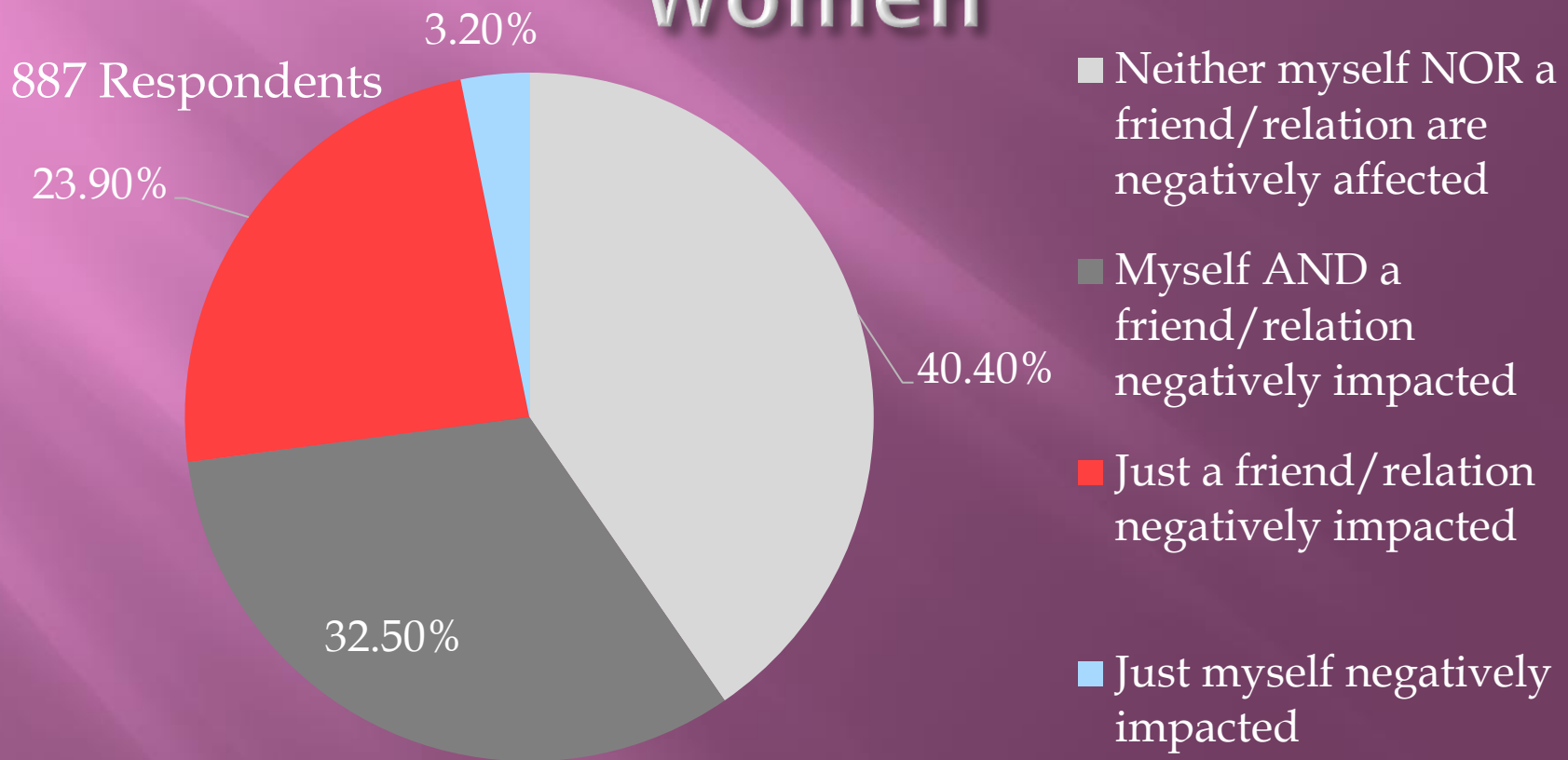
	Any Disagree	Not Sure	Any Agree	Total
More Active	341 (38.6%)	227 (25.7%)	316 (35.7%)	884 (100%)
Donate More	362 (41.1%)	215 (24.4%)	303 (34.4%)	880 (100%)

I Think People Who Support A Gender Inclusive Clergy Should Start or Join a Different Branch of the Church

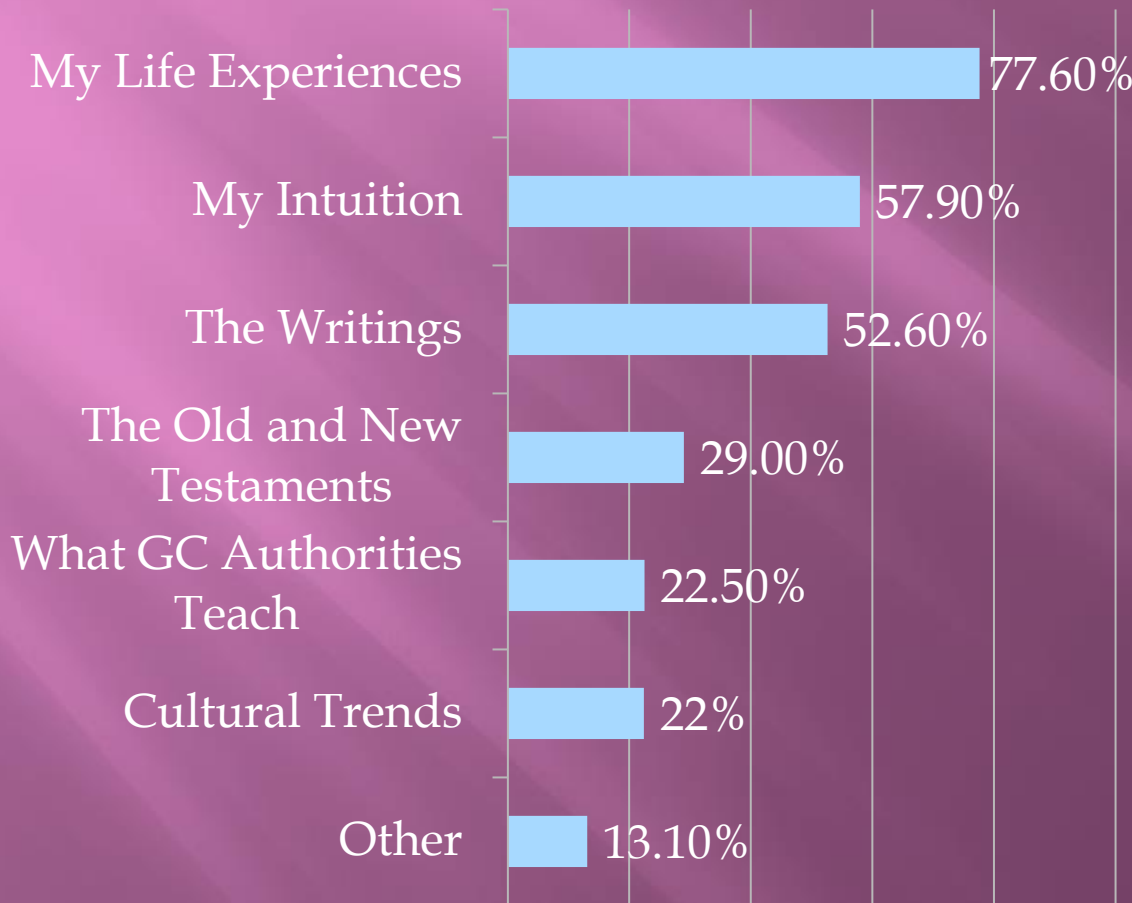
884 Respondents



Negative Impacts on Participation Because This Organization Does Not Ordain Women



I Form My Opinions on the Ordination of Women Based On the Following



Top "Other" comments:

- ☐ Moral preference for equality/inclusiveness (17 respondents)
- ☐ What my friends say (laypeople or clergy) (14 respondents)
- ☐ God, the Lord, the Writings, the Word (12 respondents)
- ☐ Sense that discrimination, sexism, is unfair and wrong (9 respondents)
- ☐ Reason or common sense (9 respondents)
- ☐ Personal comfort/beliefs/bias (9 respondents)

I Define “Priesthood” As

Themes:

- A teacher or instructor on spiritual matters, teaching, instructing, sharing information on religion (101 responses)
- A leader or pastor (head of society,) someone who engages in leading or pastoring (88 responses)
- Someone who dedicates their life to studying and/or protecting scripture or doctrine (57 responses)
- Someone who leads others to the Lord, to heaven or to a good life. (46 responses)
- A counselor, provider of comfort, someone who cares for others' spiritual needs (43 responses)

If the General Church Starts To Train and Ordain Women, I Plan To...

Themes:

- Support the change, be supportive (97 responses)
- Express joy, celebration, congratulations, feel positive emotions (83 responses)
- Nothing, remain in the church and do the same as normal (69 responses)
- Participate more (60 responses)
- Leave, quit, resign, split (33 responses)

These are changes I think are needed in the structure and culture of the GC in order for women to be ordained...

Themes

- Need to increase openness, open mindedness, welcoming, embracing change (39 responses)
- No changes necessary/ do not support WIM (36 responses)
- Need cultural change (35 responses)
- Need to revise male-dominated structures (hierarchy, patriarchy, paternalism, rigid vertical structure, etc.) (35 responses)
- Women should be allowed to preach/teach/minister/lead/just add them, etc. (31 responses)

Also Want To Add...

Themes

- Like survey, thanks for this survey (32 responses)
- Survey critique (32 responses)
- Too much male-dominated structure (hierarchy, patriarchy, paternalism, etc.) (29 responses)
- Woman can/should be allowed to do this (26 responses)
- Want balance, men and women or husband/wife serving together (23 responses)
- Women need to be included (23 responses)
- Woman can't/shouldn't do this (23 responses)

Questions?

- ▣ We will now have an intermission, followed by a panel discussion. Please join us and feel free to ask questions.

What To Do If You Don't Like These Results

The great thing about academic research is that no one result is ever the last word— rather scientific consensus is achieved through the process of many researchers studying and reporting on the same issue, and building on each other's research. So, if you'd like to contest the results, you are free to:

- ▣ Form a group and do your own survey, encourage the General Church to do their own survey, or hire an outside group to do a survey.
- ▣ Choose an alternate kind of methodology to study this issue